

Product Description

About Receiver:

- Channel: 4 CH
- Frequency:315MHZ / 433.92MHZ
- Operating Voltage:AC85V-260V
- Coding Type: learning code
- Maximum Working Current: 10A
- Output Mode: Without voltage output(also called Contact output)
- Step-down approach: resistance-capacitance(RC)
- size: 105*66*30mm

About Working way/ output Way:

It is adjusted by the Jumper on the Receiver Board

Jumper non : Momentary/ Jog--Press and hold -> On; Release -> Off.

Jumper on 1&2 :Toggle/ Self-lock--Press -> On; Press again -> Off-

Jumper on 2&3 : Latched/ Interlock--Press -> On; Press other button -> Off.

About Learning and clearing Method:

Learning:

Input 220V for the receiver .LED indicator ON .Press the learning button, The indicator OFF, then please press any buttons of the remote control , The indicator will flash 3 times,It means successfully studied.

Clearing:

Hold press learning button about 8 seconds,,indicator from OFF to ON,then press remote ,receiver did not work ,it means clearing code successful.


Package Include:

- 1* Receiver (with cover)
- 1* Remote Control (with battery)


Service

E-Mail: sale@einausschalten.com Tel: +86 183 2644 0199

AC220V voltage control circuit diagram
Schaltplan-AC220V Geräte zur Steuerung




DC 12V Voltage Control Circuit Diagram
Schaltplan-DC12V Geräte zur Steuerung



Electric Door Modified Wiring Diagram

Elektrische Tür Modifizieren Verdrahtungsplan



Fan Adjust Speed Control Wiring Diagram

Schaltplan - Lüfter einstellen Geschwindigkeitsregelung

