

Best Price DC 12V 1CH Wireless Waterproof Remote Control System inter-lock Switch/ Tansmitter and Receiver

Package Include:

1 x Receiver(without cover)
1x Transmitter(with battery)

Product Description

Specifications:

Operating Voltage: DC12V
Operating Current: $\leq 6\text{Ma}$
Operating Frequency: 315,433 MHz
Operating Temperature: $-40^{\circ}\text{C} \sim +80^{\circ}\text{C}$
Receiver Sensitivity: $\geq -105\text{dBm}$
Output Voltage: AC / DC (optional)
Output Current: $\leq 10\text{A}$
Code :Learning code .(jog/Non-Latched .inter-lock/Latched .self-lock /Self Latched)
Size: 35MM*32MM*17MM

Output working way:

Jog/Non-Latched: press one button is working /ON. loosen your finger on the same button is stop/OFF .one channel switch need one buttons remote control

Self -lock/Self-Latched: press one button for one time is working/ON .press the same button again is stop/OFF .(one channel switch need one buttons remote control

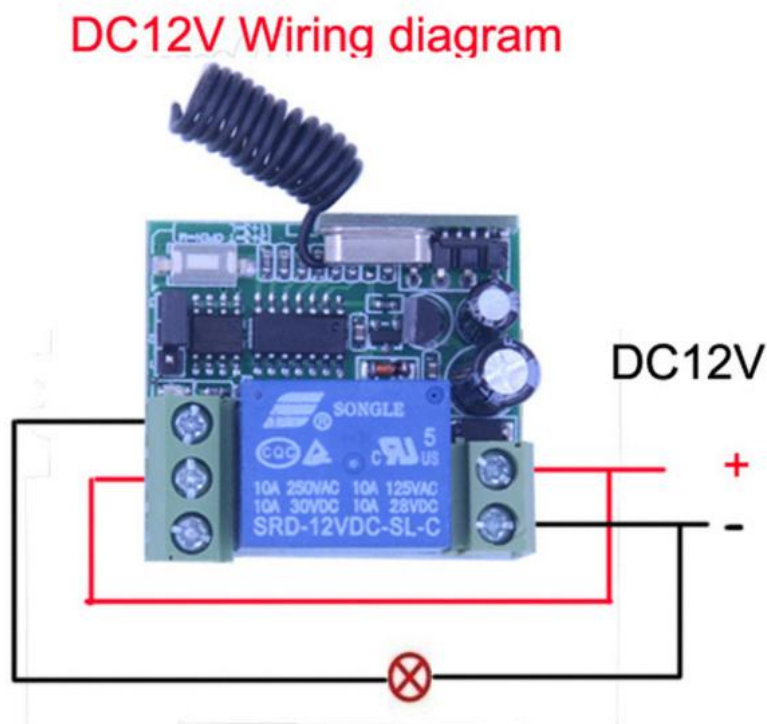
Inter-lock /Latched : press one button is working/ON ,press another button is stop/OFF . (one channel switchneed 2 buttons remote control)

Learning Method:


Press the learning button3 seconds, the indicator light off .then you press any buttons of the remote control to transmute signal . it means studying successfully when the indicator flash 3 times until the indicator light on.

Remove code:

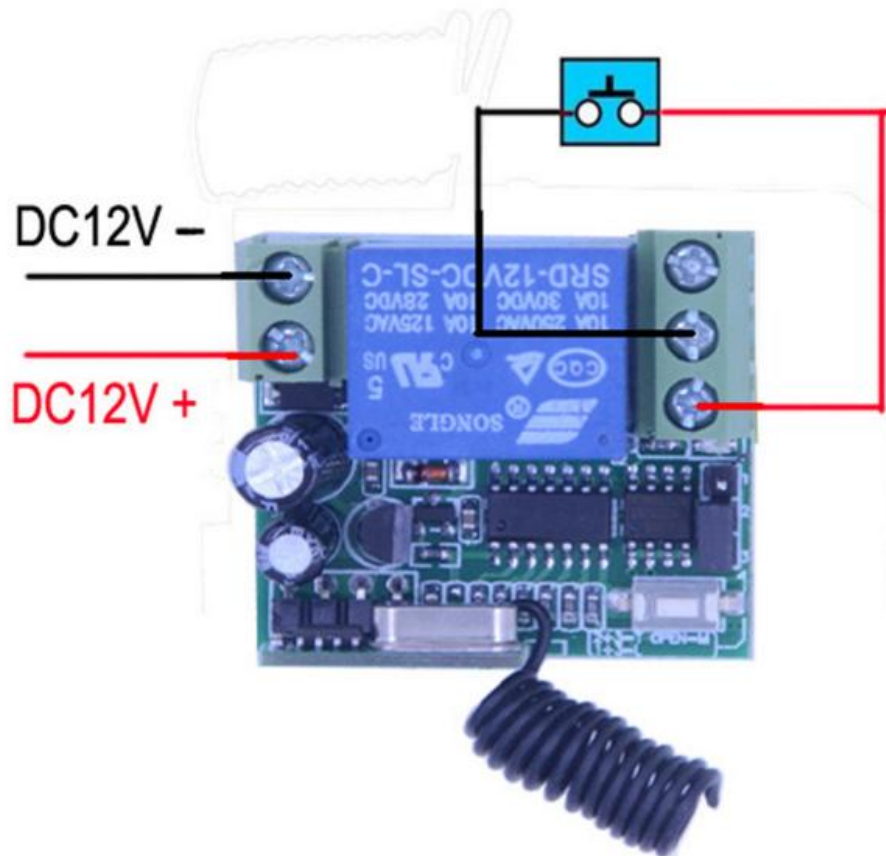
press the learning button about 8 seconds , the indicator turn on to off to on , it means the information that you keep have been removed successfully .



Electric Control Lock



Entrance guard control wiring diagram



Jumper: 1&2 working way Latched
Jumper: 2&3 working way Toggle
Jumper non-occupation working way : Momentary
To change Toggle . Latched . Momentary

Indicator Light

