

Item specifics

Material:Rubber
 Model Number:60XL-828XL
 Tooth number: 30-414
 Pitch:0.2 inch 5.08mm
 Width:10mm
 Opening/Closed:Closed
 Tensile ability:5 kg / 50N
 Color:Black

XL Series Timing belts table

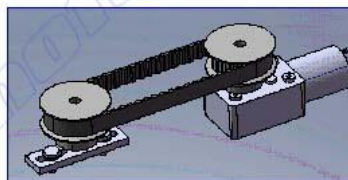
| Model | Perimeter (inch) | Tooth number | Pitch (inch) | Width (mm) | Tensile ability |
|-------|------------------|--------------|--------------|------------|-----------------|
| 60XL | 6 | 30 | | | |
| 70XL | 7 | 35 | | | |
| 80XL | 8 | 40 | | | |
| 90XL | 9 | 45 | | | |
| 100XL | 10 | 50 | | | |
| 110XL | 11 | 55 | | | |
| 120XL | 12 | 60 | | | |
| 130XL | 13 | 65 | 0.2 | 10 | 50N |
| 140XL | 14 | 70 | | | |
| 150XL | 15 | 75 | | | |
| 160XL | 16 | 80 | | | |
| 170XL | 17 | 85 | | | |
| 180XL | 18 | 90 | | | |
| 190XL | 19 | 95 | | | |
| 200XL | 20 | 100 | | | |

According to your requirements, we processing non-standard timing pulley.

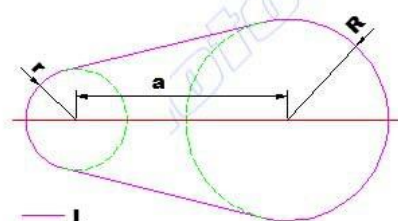
1. This pulley and belts can provide exact transimtion. The Timing Pulley permit synchronizing shaft rotations and is also useful for high-reduction drives where there is need to improve the wrap-around capabilities of belts.
2. Used widely in Milling Machine, CNC Engine Lathe, Gear Shaper, Hobbing Machine, Drilling Machine Engraving Machine Parts or other machinery transmission occassions.
3. There are many other series and models of timing pulleys in following specification list for your reference.

NOTE :

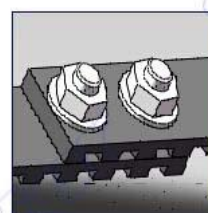
1. During transmission, belt is tensioner.
 Driving pulley position is fixed, tensile pulley position is adjustable, to make belt tensile.
 Picture(1).
2. Opening belt should be connected by screws, the belt can't run a whole round, It's usually used in reciprocating machine.
 Picture(2).
3. Approximate formula calculate of belt length:
 $L = \pi(R+r) + 2a + (R-r)^2/a$.
 Picture(3).



Picture(1)

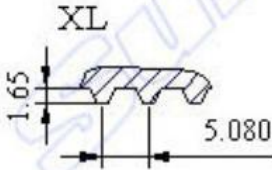


Picture(3)



Picture(2)

XL Series Timing belts table

| Gear Cross Section (mm) | Model | Perimeter (mm) | Tooth number | Price (US\$) | Pitch (mm) | Width (mm) | Tensile ability | Opening Belt |
|---|---------|----------------|--------------|--------------|------------|------------|-----------------|----------------------------------|
|  | 60XL | 152.4 | 30 | 5 | 5.080 | 10 | 50N | XL Opening belt US\$9 /1meter |
| | 70XL | 177.8 | 35 | | | | | |
| | 80XL | 203.2 | 40 | | | | | |
| | 90XL | 228.6 | 45 | | | | | |
| | 100XL | 254 | 50 | | | | | |
| | 110XL | 279.4 | 55 | | | | | |
| | 120XL | 304.8 | 60 | | | | | |
| | 130XL | 330.2 | 65 | | | | | |
| | 140XL | 355.6 | 70 | | | | | |
| | 150XL | 381 | 75 | | | | | |
| | 160XL | 406.4 | 80 | | | | | |
| | 170XL | 431.8 | 85 | | | | | |
| | 180XL | 457.2 | 90 | | | | | |
| | 190XL | 482.6 | 95 | | | | | |
| | 200XL | 508 | 100 | | | | | |
| | 220XL | 558.8 | 110 | 8 | 5.080 | 10 | 50N | |
| | 230XL | 584.2 | 115 | | | | | |
| | 250XL | 635 | 125 | | | | | |
| | 270XL | 685.8 | 135 | | | | | |
| | 300XL | 762 | 150 | | | | | |
| 316XL | 802.64 | 158 | 15 | 5.080 | 10 | 50N | | |
| 400XL | 1016 | 200 | | | | | | |
| 500XL | 1270 | 250 | | | | | | |
| 630XL | 1600.2 | 315 | | | | | | |
| 828XL | 2103.12 | 414 | | | | | | |